
TRANSCEIVER RF-10



The RF 10 is a radio made by TESLA Czech. This radio has been designed to provide command communications at battalion and company level for dismounted troops. It is used in vehicles by mounted troops

Specification:	portable VHF FM radio
Frequency Range:	44,000 - 53,975 MHz
Frequency ratio:	25 kHz
Number of channels :	400
Operating mode:	one channel simplex FM telephony (F3)
Output power:	1W
Low frequency output:	0,1 - 30 mW
Receiver sensitivity:	0,5 μ V
Max. Frequency suction:	+8 kHz
Power (rechargeable):	5 x 1,2 V dry cells NICD 4000 mAh with total 6V
Operating time:	10 hours by sending/receiving 1:5
Temperature:	-35 °C to 60 °C
Weight:	3,1 kg
Total weight of sets:	8,1 kg
Transmitting range:	- 0,5 m antenna: 0,5 m - 1 km

Transmitting range:

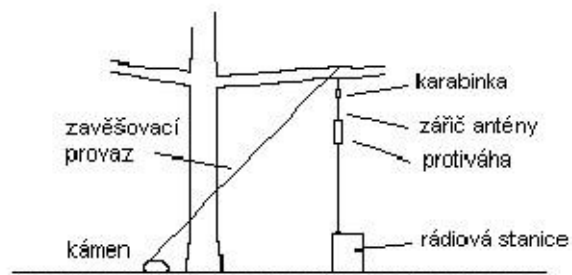
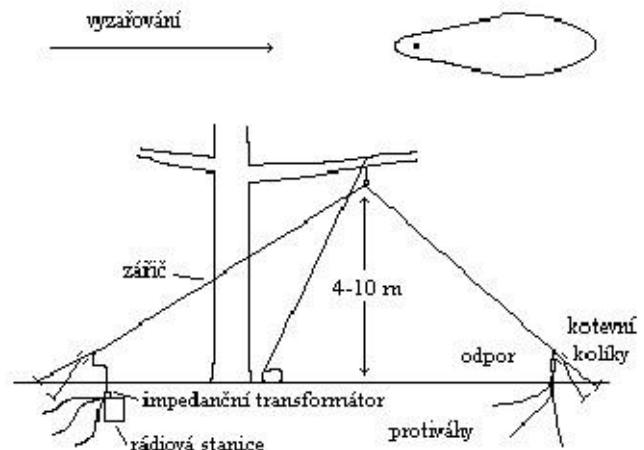
- 1,5 m antenna - 5 km
- 3,34 m draw antenna - 10 km
- 30 m directive antenna - 20 km

Dimension of Radio:

- 295 x 47 x 191 mm

Dimension of case:

- 480 x 350 x 160 mm



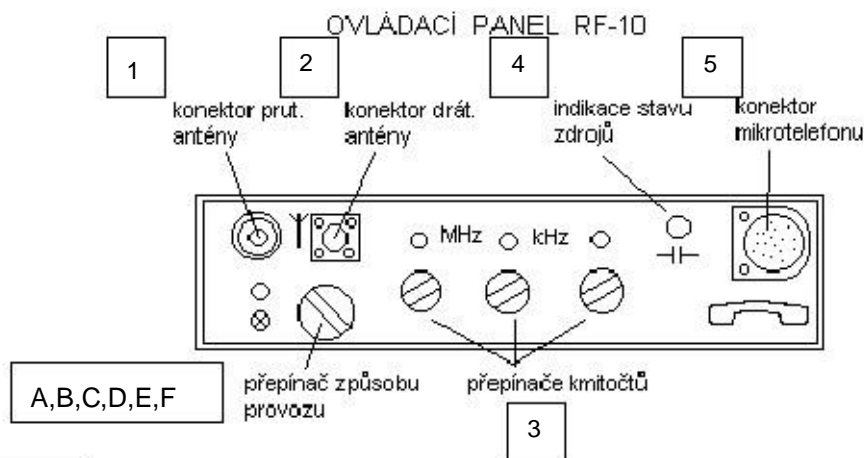
COMPONENTS OF THE SET

- | | | |
|----|------------------------------------|------|
| 1) | RF 10 Transceiver | 1 pc |
| 2) | Handset | 1 pc |
| 3) | Case for battery (without battery) | 1 pc |
| 4) | 0,5 m antenna | 1 pc |
| 5) | 1,5 m antenna | 1 pc |
| 6) | 3,3 m draw antenna | 1 pc |

7)	30 m directive antenna	1 pc
8)	20 m rope	1 pc
9)	Box with replacement parts	1 pc
10)	Guide	1 pc

Operation

An operating of the radio is very easy without a special training.



A,B,C,D,E,F CHANGE OVER SWITCH :

- A. Off
- B. Compressor used in case you need to whisper, radio reinforce your voice automatically, no vise in earphone
- C. Normal loudness in earphone
- D. Max loudness in earphone in noisy environment
- E. In case of very low signal
- F. Testing RF

1, 2, 3, 4, 5, OPERATION OF RADIO:

- 1. Antenna connector (0,5 m and 1,5 m)
- 2. Antenna connector (draw and directive antenna)
- 3. Frequency selection using 3 switches (Total 400 different frequency by 25 kHz steps)
- 3. Operating switch
- 4. Power control indicator green – power is OK, red – change battery
- 5. Handset connector

